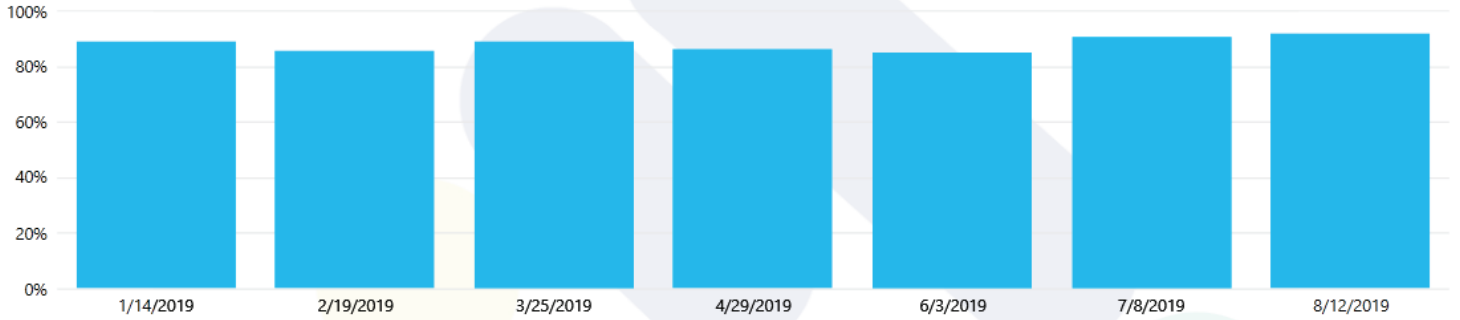


SJVC Institutional Scorecard V4: SJVC Institutional Scorecard | [Strategy Map](#)

	Update	YTD		Target	Detail
<b>Our Success</b>					
<b>Increase SJVC Presence</b>					
Census	Mbdule	4,731	<span style="color: green;">●</span>	4,700	<a href="#">Detail</a>
Revenue from New Sources	Quarter	178%	<span style="color: green;">●</span>	100%	<a href="#">Detail</a>
<b>Ensure Financial Stability</b>					
Institution Achieving Margin	Mbndh	100.0%	<span style="color: green;">●</span>	100.0%	<a href="#">Detail</a>
<b>Student Success</b>					
<b>Achieve Academic Success</b>					
Graduation	Mbdule	68%	<span style="color: orange;">▲</span>	70%	<a href="#">Detail</a>
Licensure	Quarter	48%	<span style="color: red;">◆</span>	95%	<a href="#">Detail</a>
<b>Achieve Professional Success</b>					
Placement	Quarter	69%	<span style="color: red;">◆</span>	75%	<a href="#">Detail</a>
Institutional Loan Repayment	Mbndh	66%	<span style="color: orange;">▲</span>	85%	<a href="#">Detail</a>
<b>Quality Education</b>					
<b>Increase Campus &amp; Program Offerings</b>					
SM Execution Approvals	Quarter	9	<span style="color: green;">●</span>	4	<a href="#">Detail</a>
New Sources of Revenue	Quarter	13	<span style="color: green;">●</span>	3	<a href="#">Detail</a>
<b>Enroll Capable Applicants</b>					
Starts to Budget	Mbdule	98%	<span style="color: orange;">▲</span>	100%	<a href="#">Detail</a>
5-Week Success	Mbdule	88%	<span style="color: orange;">▲</span>	90%	<a href="#">Detail</a>
<b>Achieve Course Success</b>					
Classroom Engagement Score	Mbdule	78%	<span style="color: orange;">▲</span>	85%	<a href="#">Detail</a>
Course Pass Rate	Mbdule	91%	<span style="color: green;">●</span>	90%	<a href="#">Detail</a>
Learning Outcome Achievement	Mbdule	84%	<span style="color: orange;">▲</span>	85%	<a href="#">Detail</a>
<b>Ensure Career Readiness</b>					
Classroom Professionalism Score	Mbdule	91%	<span style="color: green;">●</span>	85%	<a href="#">Detail</a>
Exit Interview	Mbdule	76%	<span style="color: red;">◆</span>	85%	<a href="#">Detail</a>
<b>Employee Success</b>					
<b>Attract High Performing People</b>					
Time to Hire	Mbndh	51	<span style="color: orange;">▲</span>	45	<a href="#">Detail</a>
90-Day Eval Score	Mbndh	2.0	<span style="color: green;">●</span>	2.0	<a href="#">Detail</a>
<b>Enhance Employee Capabilities</b>					
Employee Learning Outcome Achievement	Mbndh		<span style="color: gray;">◇</span>	90%	
<b>Cultivate High Performance Culture</b>					
Employees Achieving Quarterly Goals	Quarter	73%	<span style="color: orange;">▲</span>	80%	<a href="#">Detail</a>
Retention of Employees Achieving Quarterly Goals	Mbndh	100%	<span style="color: green;">●</span>	90%	

# 5 Week Success

sort by Module ▾ asc

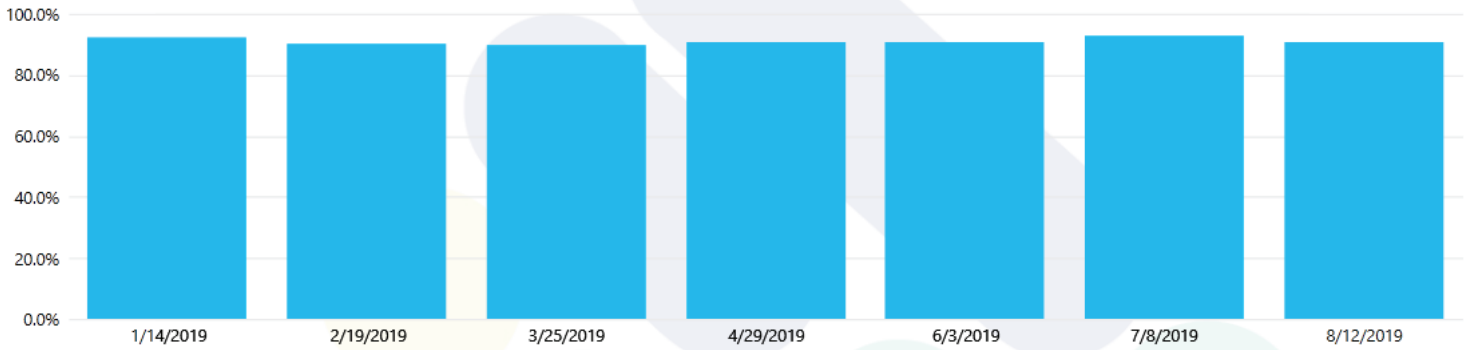


Campus	Student Count	FailedFirstMod	5 week Drop	5 Week Success	Year	Campus	Program Type	Program
Atascadero	59	8	5	86 %	2009	Atascadero	Core	BA
Bakersfield	348	43	35	88 %	2010	Bakersfield	Linear	CJ
Delano	92	12	11	86 %	2011	Delano		CM
Fresno	345	42	34	88 %	2012	Fresno		DA
Hanford	84	9	6	88 %	2013	Hanford		ELEC
Hesperia	358	55	47	84 %	2014	Hesperia		HRA
Lancaster	152	23	21	84 %	2015	Lancaster		HVAC
Madera	75	6	5	91 %	2016	Madera		INDTEC
Modesto	306	29	19	90 %	2017	Modesto		INFOTEC
Online	407	50	30	87 %	2018	Online		MA
Ontario	349	34	25	90 %	2019	Ontario		MBC
Porterville	111	8	5	93 %		Porterville		MOA
Temecula	354	30	27	90 %		Temecula		PT
Visalia	367	38	27	90 %		Visalia		
<b>Total</b>	<b>3,407</b>	<b>387</b>	<b>297</b>	<b>88 %</b>				

- DegreeType
- Associate Degree
  - Certificate

# Course Completion

sort by Module ▾ asc



Campus	Course Registered Count	# of Courses < 90%	Completion %	Year	Campus	Program
Bakersfield	4,992	146	91.3 %	2010	Atascadero	AMT
Delano	988	31	90.8 %	2011	Aviation	BA
Fresno	4,100	74	93.5 %	2012	Bakersfield	CJ
Hanford	963	25	93.0 %	2013	Delano	CM
Hesperia	3,358	78	92.0 %	2014	Fresno	DA
Lancaster	1,586	41	92.3 %	2015	Hanford	DH
Madera	772	18	93.8 %	2016	Hesperia	DMS
Modesto	2,433	76	90.7 %		Lancaster	ELEC
Online	7,367	372	80.7 %		Madera	GE
Ontario	5,473	93	94.4 %		Modesto	HRA
Porterville	1,025	20	93.9 %		Online	HVACR
Rancho_Cordova	1,056	5	97.3 %		Ontario	INDTEC
Temecula	3,885	86	92.9 %		Porterville	INFOTECH
Visalia	5,451	112	94.1 %		Rancho_Cordova	MA
<b>Total</b>	<b>44,378</b>	<b>1,197</b>	<b>91.0 %</b>		Temecula	MBC
					Visalia	MOA

Shift

- (Blank)
- Morning
- Afternoon
- Evening

Program Ty

- (Blank)
- Core

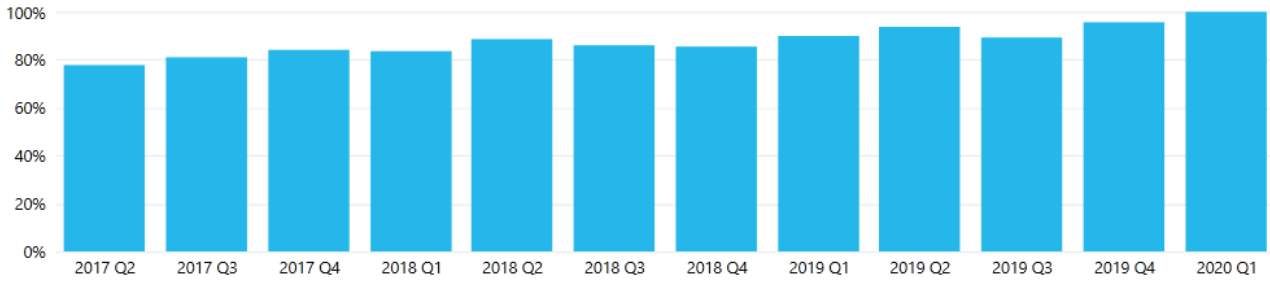
Filters for Campus and Program. The Campus list includes: Atascadero, Aviation, Bakersfield, Delano, Fresno, Hanford, Hesperia, Lancaster, Madera, Modesto, Online, Ontario, Porterville, Rancho\_Cordova, Temecula, Visalia. The Program list includes: AMT, BA, CJ, CM, DA, DH, DMS, ELEC, GE, HRA, HVACR, INDTEC, INFOTECH, MA, MBC, MOA.

# Classroom Professionalism $\geq 3$

sort by Quarter  $\nabla$  asc



Professionalism Count  $\geq 3$  by Quarter



Campus	Professionalism Count	Professionalism $\geq 3$	Professionalism Count $\geq 3$	Campus	Program	Observer
Atascadero	25	22	88%	(Blank)	AMT	(Blank)
Aviation	61	44	72%	Atascadero	BA	Abbott, Sherri
Bakersfield	491	418	85%	Aviation	CJ	Abukamleh, Jihad
Corporate	9	9	100%	Bakersfield	CM	Aldape, Juan
Delano	66	52	79%	Corporate	CSA	Alejandro, Anthony
Fresno	344	271	79%	Delano	DA	Alves, Jason
Hanford	49	42	86%	Fresno	DH	Avila, Margaret
Hesperia	266	220	83%	Hanford	DMS	Avila, Sumer
Lancaster	134	114	85%	Hesperia	ELEC	Bar, Ioana-Petra
Madera	38	32	84%	Lancaster	ESSM	Barnett, Angela
Modesto	285	264	93%		GE	Behringer, Veronica
Ontario	572	494	86%		HVACR	Bianco, Amy
Porterville	62	55	89%		INDTEC	Bishop, Patricia
Rancho_Cordova	74	65	88%		MA	Bliss, Tanner
Temecula	323	299	93%		MOA	Bocanegra, Michael
Visalia	511	463	91%		PT	Brown, Carole
<b>Total</b>	<b>2668</b>	<b>2375</b>	<b>89%</b>			