



# San Joaquin Valley College

## PROGRAM REVIEW REPORT

To be completed at each Program Review

<b>PR ID#:</b> M762	<b>Program:</b> Registered Nursing	<b>Date:</b> June 8, 2012
---------------------	------------------------------------	---------------------------

<i>SLO = Student Learning Outcome</i> <i>CLO = Course level Student Learning Outcome</i>	<i>PLO = Program Level Student Learning Outcome</i> <i>ILO = Institutional Level Student Learning Outcome</i>
---	--

**1. Closing the Loop**  
*Confirmation that goals set in past Program Review Reports have been completed. Statement of how the action taken affected the outcome data. Statement of the status of each action item.*

<b>Curriculum Conference 2011</b>								
Action Item	Description	Rationale	Owner(s)	Scheduled Completion Date	Status of Action	Completion Date	Impact of Action	CLOs/PLOs Affected
Action Item 1	RN faculty to forward paper assessments and rubrics to Sue DeLong to convert to electronic eCourse versions.	Provide a platform from which relevant data can be gathered through the College's Learning Management System (LMS) in order to extract SLO achievement data.	Janine Spencer	December 2012	Recurrent: Program Director to meet with Director of Assessment to complete task. (See Action Item 5)	Completed December 2012	TBD	Mastery assessment of all PLOs and CLOs via LMS.
Action Item 2	RN faculty to review Program Assessment Plan and existing Course Assessment Plans and forward input to Sherri.  RN faculty to complete Course Assessment Plans assigned to them.	Ongoing institutional initiatives in instruction and assessment are to be continued and monitored.	Sherri Abbott	June 2012	Complete	January 2012	Assessments identified for each Course and program SLO.	All CLOs and PLOs identified with assessment tool.

**2. Resources**

- Does the program need additional or different resources (human, physical, technical, financial, time) to ensure program effectiveness and achievement of student learning?
- Is the program using its existing resources efficiently?

Additional or updated <b>Resources:</b> (human, physical, technical, financial, time)	Justification: Summarize the data findings that indicate the need for the resource.	Action Item
The incorporation of an ATI grade component weighted at 10%.	N/A	3
Room space and availability; especially during the lecture portion of skills lab. It is becoming increasingly problematic and disruptive to relocate to another classroom during assigned lecture time.	N/A	6



*San Joaquin Valley College*  
**PROGRAM REVIEW REPORT**  
To be completed at each Program Review

**3. Student Achievement Analysis Summary**

Assess the effectiveness of the program by analyzing student achievement data that may include: grades, attendance, retention, placement, ILO achievement.

- How well are student progressing through the program?
- How is program retention?
- How are program graduation rates?
- How is placement?
- Are students achieving ILO targets?

**Start Cohorts: October 6, 2008 – November 2, 2009**

I. Retention Data

A. Retention rate is 79.2% (42 Out of 53 students)

- i. Drops 15.1% – 8 students (3 personal; 1 financial; 2 other school; 1 medical; 1 unapproved LOA)
- ii. Terminations 5.7% – 3 students (1 financial; 1 attendance; 1 academics)

B. Cohort placement rate for graduates is 80%

II. Graduation Data

A. Graduation rate is 79.2% (42 out of 53 students)

B. 53 students total (42 graduates / 11 drop/termination)

III. Placement Data

A. Placement rate is 80.0% (24 out of 30 eligible students)

- i. 24 students placed / 6 students not placed
- B. 71.4% of students were eligible for placement (30 out of 42)
- C. 28.6% of students were ineligible for placement (12 out of 42)
  - i. Ineligible students are excluded for the following reasons: continuing education, pregnancy, disability, military service or deceased

**Assessment Data: June 8, 2010 – June 8, 2012**

I. ILO data

- A. ILO achievement is currently being measured through course completion data which signifies students who have successfully completed all CLOs and PLOs also attain ILO achievement
- B. There is currently no ILO data being collected from the Learning Management System (LMS)
- C. Initiatives are being created to implement assessment tools to collect data electronically through the LMS on ILO success for the registered nursing program (See Action Item #1)

II. Absenteeism (See Page 4)

- A. There are 8 courses with 5% + absenteeism (5.3% to 9.1%) with an overall average of 3.2% absenteeism

III. Grades (See Page 4)

- A. 78.2% of students received an A or B grade
- B. 6.3% of students received a C grade
- C. 0.9% of students received a D or failing grade

IV. NCLEX pass rates (See Appendix C)

- A. 2007 – 2008 = 89.47%
- B. 2008 – 2009 = 90.90%
- C. 2009 – 2010 = 88.40%
- D. 2010 – 2011 = 51.35%
- E. 2011 – 2012 = 88.00% (January – March 2012)

- Program Director has worked with the Director of Programmatic Compliance and Director of Curriculum and Assessment to complete a program improvement plan which was submitted to the BRN. The outcome of the plan is to improve attrition, absenteeism and NCLEX pass rates. By improving these measures, improvements to graduation and placement will follow.



*San Joaquin Valley College*  
**PROGRAM REVIEW REPORT**  
 To be completed at each Program Review

<b>4. Program Learning Outcomes (PLOs)</b>	
PLO 1	Assist individuals to achieve optimal health utilizing the knowledge gained from biological, social, and nursing sciences
PLO 2	Formulate a comprehensive plan of care using all components of the nursing process
PLO 3	Integrate the role of professional nurse into clinical practice
PLO 4	Apply psychological, social, and cultural knowledge to nursing practice
PLO 5	Use inter-and intraprofessional communication and collaboration skills to deliver evidence-based, patient-centered care
PLO 6	Assume the role of advocate to improve health care delivery by communicating and acting according to the expressed needs of the individual
PLO 7	Interpret data and apply evidence to support clinical decision making
PLO 8	Implement a comprehensive teaching plan to promote positive patient outcomes
PLO 9	Demonstrate the social skills, professional appearance, attitudes and behavior that employers expect of all SJVC graduates

<b>5. Program Learning Outcome (PLO) Data</b>			
<i>Relate the success of our students with achieving the targets set for mastery of the Program Learning Outcomes.</i>			
	<b>Achievement Target</b>	<b>Achievement Target Met or Not Met</b>	<b>Comparison to Past Achievement Targets</b>
PLOs 1-9	85%	Achievement Target Met	<ul style="list-style-type: none"> <li>2009 – 96%</li> <li>2010 – 97%</li> <li>2011 – 98%</li> </ul>

<b>6. PLO Analysis Summary</b>
<i>To include findings, analysis, as well as discussion of areas of excellence, areas to monitor, remediate or enhance, improvements to program and/or assessment process</i>
<ul style="list-style-type: none"> <li>Upon a collective review, the attendees determined that the PLOs are well defined statements that support the desired outcomes for the RN program</li> <li>Upon a collective review it was also agreed upon that the PLOs are supported by the CLOs for each course</li> <li>PLO achievement is currently being measured through course completion data which signifies students who have successfully completed all CLOs also attain PLO achievement</li> <li>There is currently no PLO data being collected from the Learning Management System (LMS)</li> <li>Initiatives are being created to implement assessment tools to collect data electronically through the LMS on PLO success for the registered nursing program (See Action Items #1 and #5)</li> <li>Upon a collective review, the attendees determined that the PLOs are well defined statements that support the desired outcomes for a RN program graduate's skill set</li> </ul>



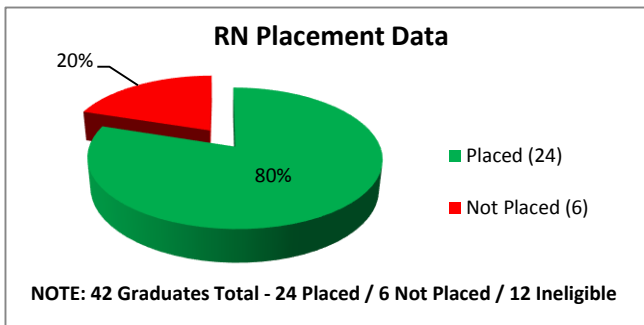
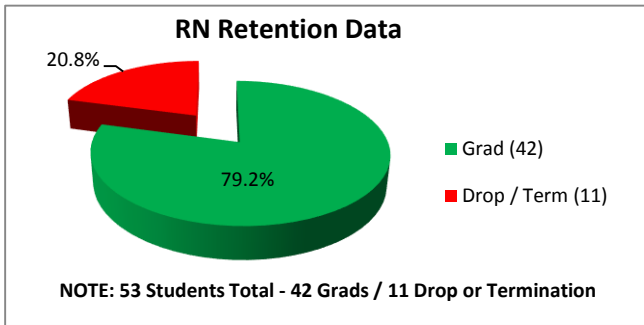
# San Joaquin Valley College PROGRAM REVIEW REPORT

To be completed at each Program Review

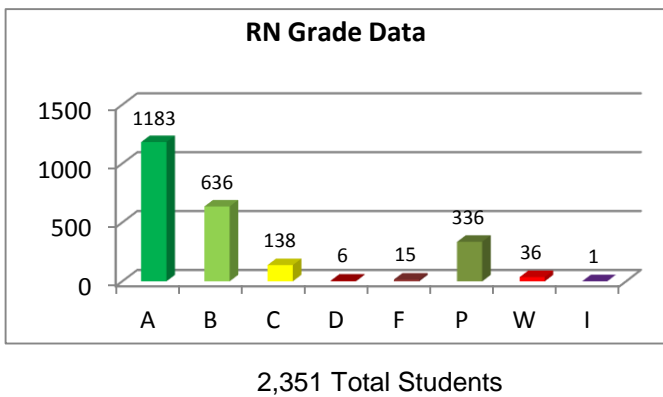
## Evidence of Student Achievement

**RN Retention and Placement Data by Start Cohorts:  
October 6, 2008 – November 2, 2009**

**RN Program Review Data – Attendance:  
June 8, 2010 – June 8, 2012**



**RN Program Review Data – Grades:  
June 8, 2010 – June 8, 2012**



RN Attendance Data – All Courses				
Course Code	Minutes Attended	Minutes Absent	Percent Absent	# of times taught (# students)
CSS100	0	0	0.0%	4 (136)
PHIL1C	13650	350	2.5%	5 (39)
RN10	154823	1777	1.1%	2 (76)
RN10L	373743	4737	1.3%	1 (40)
RN11	187322	4798	2.5%	2 (72)
RN11L	563729	18961	3.3%	2 (72)
RN12	68982	1578	2.2%	1 (40)
RN20	113592	2508	2.2%	2 (68)
RN20L	365060	8440	2.3%	2 (68)
RN21	240475	9560	3.8%	2 (69)
RN21L	721673	29707	4.0%	2 (69)
RN22	116467	6653	5.4%	2 (69)
RN29	413295	5205	1.2%	2 (82)
RN30	118905	6195	5.0%	4 (147)
RN30L	406200	720	0.2%	4 (145)
RN31	115650	8310	6.7%	1 (36)
RN31L	387540	29880	7.2%	1 (34)
RN31R	218715	9065	4.0%	4 (150)
RN31RL	1101447	35973	3.2%	4 (150)
RN32	129090	7230	5.3%	2 (78)
RN33	102700	3500	3.3%	2 (72)
RN33L	344685	3165	0.9%	2 (72)
RN40	267835	17465	6.1%	4 (135)
RN40L	4770	0	0.0%	1 (1)
RN40LC	543675	24405	4.3%	4 (133)
RN41	242541	15759	6.1%	3 (106)
RN41A	32400	3240	9.1%	1 (33)
RN41B	44100	1260	2.8%	1 (32)
RN41LC	1252067	33643	2.6%	3 (104)
RN41LCA	161245	10295	6.0%	1 (33)
RN41LCB	194700	2640	1.3%	1 (32)
RN42	225935	9175	3.9%	4 (134)
<b>Program Total:</b>	<b>9227011</b>	<b>316194</b>	<b>3.3%</b>	<b>76 (2527)</b>

NOTE: Courses RN41A, RN41B, RN41LCA, and RN41LCB were one time event courses (extensions of RN41 and RN 41L) and are not usual components of the RN program.



*San Joaquin Valley College*  
**PROGRAM REVIEW REPORT**  
 To be completed at each Program Review

**Evidence of Student Learning**

**RN Course Completion Data:  
 2010 – August, 2012**

SUMMARY of REGISTERED NURSING COURSE COMPLETION (as of 8/2012)											
2010											
	Course Result							# of Students	Course Completion	F Rate by Course	F & W by Course
	A	B	C	D	F	P	W				
<b>PERCENT BY GRADE</b>	43%	31%	4%	0%	0%	20%	3%		97%	0%	3%
<b>TOTAL BY GRADE</b>	461	333	42	0	1	214	29	1080	1050	1	30
RN10	3	21	9				6	39	85%	0%	15%
RN10L	21	10	1			1	6	39	85%	0%	15%
RN11	9	21	3					33	100%	0%	0%
RN11L	21	9				3		33	100%	0%	0%
RN12	2	27	4				6	39	85%	0%	15%
RN20	20	7					1	28	96%	0%	4%
RN20L						27	1	28	96%	0%	4%
RN21	4	20	9				1	34	97%	0%	3%
RN21L	22	10				1	1	34	97%	0%	3%
RN22	29	4					1	34	97%	0%	3%
RN29	24	13	1					38	100%	0%	0%
RN30	30	28	7					65	100%	0%	0%
RN30L	30					34		64	100%	0%	0%
RN31	35	27	1				1	64	98%	0%	2%
RN31L					1	59	1	61	97%	2%	3%
RN32	19	38	3				2	62	97%	0%	3%
RN40	23	37	2				1	63	98%	0%	2%
RN40L	1							1	100%	0%	0%
RN40LC						61		61	100%	0%	0%
RN41	50	48	2					100	100%	0%	0%
RN41L	34	4						38	100%	0%	0%
RN41LC	28	6				28		62	100%	0%	0%
RN42	56	3					1	60	98%	0%	2%



*San Joaquin Valley College*  
**PROGRAM REVIEW REPORT**  
 To be completed at each Program Review

SUMMARY of REGISTERED NURSING COURSE COMPLETION (as of 8/2012)												
2011												
	Course Result							# of Students	Course Completion	F Rate by Course	F & W by Course	
	A	B	C	D	F	P	W					
<b>PERCENT BY GRADE</b>	55%	29%	8%	0%	1%	5%	2%		98%	1%	2%	
<b>TOTAL BY GRADE</b>	794	426	111	5	8	75	26	1445	1411	8	34	
RN10	4	23	11	1	1			40	98%	3%	3%	
RN10L							39	1	40	98%	0%	3%
RN11	2	22	11	2				2	39	95%	0%	5%
RN11L		2	1		1	33	2		39	92%	3%	8%
RN12	10	21	5	1				3	40	93%	0%	8%
RN20	26	39	3						68	100%	0%	0%
RN20L	65	1					2		68	100%	0%	0%
RN21	4	16	15						35	100%	0%	0%
RN21L	20	13	2						35	100%	0%	0%
RN22	4	25	6						35	100%	0%	0%
RN29	37	7	1						45	100%	0%	0%
RN30	49	23	2		1				75	99%	1%	1%
RN30L	64	7	2			1			74	100%	0%	0%
RN31R	53	19	2		1		3		78	95%	1%	5%
RN31RL	57	15	2		1		3		78	95%	1%	5%
RN32	66	5	2		1		4		78	94%	1%	6%
RN33	34	34	3				1		72	99%	0%	1%
RN33L	63	6	2				1		72	99%	0%	1%
RN40	29	37	6						72	100%	0%	0%
RN40LC	56	11	5						72	100%	0%	0%
RN41	7	28	8		1				44	98%	2%	2%
RN41A	5	19	6	1	1		1		33	94%	3%	6%
RN41B	3	21	6				2		32	94%	0%	6%
RN41LC	21	17	4						42	100%	0%	0%
RN41LCA	29	3					1		33	97%	0%	3%
RN41LCB	30						2		32	94%	0%	6%
RN42	56	12	6						74	100%	0%	0%



*San Joaquin Valley College*  
**PROGRAM REVIEW REPORT**  
 To be completed at each Program Review

SUMMARY of REGISTERED NURSING COURSE COMPLETION (as of 8/2012)											
2012											
	Course Result							# of Students	Course Completion	F Rate by Course	F & W by Course
	A	B	C	D	F	P	W				
<b>PERCENT BY GRADE</b>	<b>48%</b>	<b>40%</b>	<b>11%</b>	<b>0%</b>	<b>0%</b>	<b>0%</b>	<b>1%</b>		<b>99%</b>	<b>0%</b>	<b>1%</b>
<b>TOTAL BY GRADE</b>	<b>410</b>	<b>346</b>	<b>94</b>	<b>3</b>	<b>1</b>	<b>0</b>	<b>9</b>	<b>863</b>	<b>853</b>	<b>1</b>	<b>10</b>
RN10	1	27	7	1				36	100%	0%	0%
RN10L	22	14						36	100%	0%	0%
RN11	5	24	5	1			1	36	97%	0%	3%
RN11L	26	8		1				35	100%	0%	0%
RN12	9	21	5				1	36	97%	0%	3%
RN20	In Progress										
RN20L	In Progress										
RN21	In Progress										
RN21L	In Progress										
RN22	In Progress										
RN29	19	17	1					37	100%	0%	0%
RN30	24	34	13				1	72	99%	0%	1%
RN30L	68	2	1					71	100%	0%	0%
RN31R	12	51	7		1		1	72	97%	1%	3%
RN31RL	67	4					1	72	99%	0%	1%
RN32	11	39	20				2	72	97%	0%	3%
RN33	18	46	7					71	100%	0%	0%
RN33L	61	6	4					71	100%	0%	0%
RN40	11	39	22					72	100%	0%	0%
RN40LC	56	14	2					72	100%	0%	0%
RN41	In Progress						1	1	0%	0%	100%
RN41LC	In Progress						1	1	0%	0%	100%
RN42	In Progress										



**San Joaquin Valley College**  
**PROGRAM REVIEW REPORT**  
 To be completed at each Program Review

**CLO Achievement by course between June 8, 2010 and June 8, 2012**

(Course grades and course completion are used as the evidence for CLO achievement)

NOTE: The data portfolio has detailed CLO assessment data collected for most courses taught. A variety of assessment data was collected and not just mastery assessment results in the reports. It was agreed that only mastery assessments would be collected for analysis of each CLO.

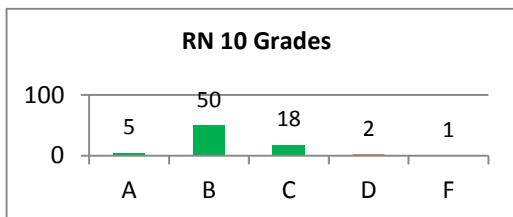
**RN 10: Foundations of Nursing Clinical**

**Course Learning Outcomes:**

1. Describe the role of the professional nurse and an overview of the profession
2. Describe basic nursing functions and patient care
3. Identify the aspects of therapeutic communication
4. Define health and wellness
5. Conceptualize the nursing practice

**June 8, 2010 – June 8, 2012**

- 96.1% (73 out of 76 students) successfully completed the course (5 A's, 50 B's, and 18 C's)
- 3.9% (3 out of 76 students) did not successfully complete the course (2 D's and 1 F)
- Aggregate course completion rates for 2010 and 2011 indicate a 91.5% success rate



**Attendance**

Minutes Attended	Minutes Absent	Percent Absent	# of times taught (# of Students)
202883	2317	1.1%	2 (76)


**RN 10L: Foundations of Nursing Clinical**

**Course Learning Outcomes:**

1. Apply the nursing process at a novice level
2. Collaborate with peers
3. Communicate effectively using written, verbal, and electronic methods
4. Provide nursing care based on sound clinical decision making

**June 8, 2010 – June 8, 2012**

- 97.5% (39 out of 40 students) successfully completed the course (39 passing)
- 2.5% (1 out of 40 students) did not successfully complete the course (1 withdraw)
- Aggregate course completion rates for 2010 and 2011 indicate a 91.5% success rate



**Attendance**

Minutes Attended	Minutes Absent	Percent Absent	# of times taught (# of Students)
373743	4737	1.3%	1 (40)





**San Joaquin Valley College**  
**PROGRAM REVIEW REPORT**  
 To be completed at each Program Review

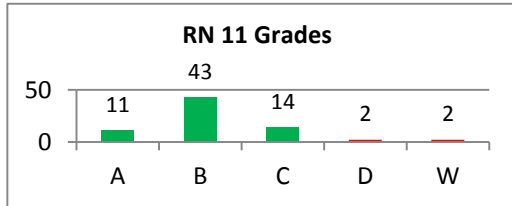
**RN 11: Introduction to Medical-Surgical Theory**

**Course Learning Outcomes:**

1. Apply the nursing process at a novice level
2. Collaborate with peers
3. Communicate effectively using written, verbal, and electronic methods
4. Provide nursing care based on sound clinical decision making

**June 8, 2010 – June 8, 2012**

- 94.4% (68 out of 72 students) successfully completed the course (11 A's, 43 B's, and 14 C's)
- 0.6% (4 out of 72 students) did not successfully complete the course (2 D's and 2 withdraws)
- Aggregate course completion rates for 2010 and 2011 indicate a 97.5% success rate



**Attendance**

Minutes Attended	Minutes Absent	Percent Absent	# of times taught (# of Students)
187322	4798	2.5%	2 (72)


**RN 11L: Introduction to Medical-Surgical Clinical**

**Course Learning Outcomes:**

1. Apply the nursing process at a novice level
2. Collaborate with peers
3. Communicate effectively using written, verbal, and electronic methods
4. Provide nursing care based on sound clinical decision making

**June 8, 2010 – June 8, 2012**

- 95.8% (69 out of 72 students) successfully completed the course (21 A's, 11 B's, and 1 C)
- 4.2% (3 out of 72 students) did not successfully complete the course (1 F and 2 withdraws)
- Aggregate course completion rates for 2010 and 2011 indicate a 96.0% success rate



**Attendance**

Minutes Attended	Minutes Absent	Percent Absent	# of times taught (# of Students)
563729	18961	3.3%	2 (72)



**San Joaquin Valley College**  
**PROGRAM REVIEW REPORT**  
 To be completed at each Program Review

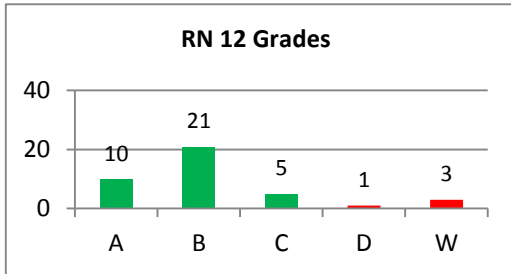
**RN 12: Nursing Seminar 1: Pathophysiology**

**Course Learning Outcomes:**

1. Apply principles of normal anatomy and physiology of human body systems to the pathophysiologic processes of common health problems
2. Identify concepts, principles, and responses related to pathophysiologic processes that result in disease
3. Discuss clinical manifestations of selected disease processes and health problems
4. Identify appropriate pharmacological treatment and physiological response of specific diseases using the nursing process
5. Discuss the nurse's role and responsibility for assessment of individuals experiencing health problems that result in pathophysiologic alterations

**June 8, 2010 – June 8, 2012**

- 90% (36 out of 40 students) successfully completed the course (10 A's, 21 B's, and 5 C's)
- 10% (4 out of 40 students) did not successfully complete the course (2 D's and 3 withdraws)
- Aggregate course completion rates for 2010 and 2011 indicate an 89.0% success rate



**Attendance**

Minutes Attended	Minutes Absent	Percent Absent	# of times taught (# of Students)
68982	1578	2.2%	1 (40)

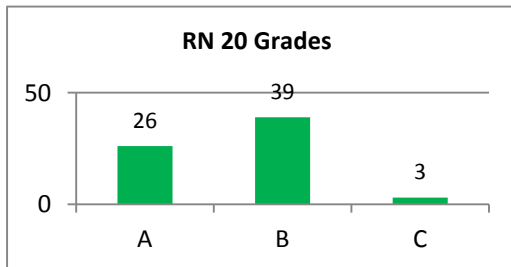
**RN 20: Maternal Child Nursing Theory**

**Course Learning Outcomes:**

1. Apply the nursing process and demonstrate safe and effect nursing care for maternal / child health clients at an advanced beginner level
2. Collaborate with the multidisciplinary team to deliver safe and competent care as well as collaboratively provide health promotion practices to maternal / child health clients
3. Provide effective communication when caring for diverse maternal / child health clients
4. Provide nursing care based on sound clinical decision making for the maternal / child health client

**June 8, 2010 – June 8, 2012**

- 100% (68 students) successfully completed the course (26 A's, 39 B's, and 3 C's)
- Aggregate course completion rates for 2010 and 2011 indicate a 98.0% success rate



**Attendance**

Minutes Attended	Minutes Absent	Percent Absent	# of times taught (# of Students)
113592	2508	2.2%	2 (68)



**San Joaquin Valley College**  
**PROGRAM REVIEW REPORT**  
 To be completed at each Program Review


**RN 20L: Maternal Child Nursing Clinical**

**Course Learning Outcomes:**

1. Apply the nursing process and demonstrate safe and effect nursing care for maternal / child health clients at an advanced beginner level
2. Collaborate with the multidisciplinary team to deliver safe and competent care as well as collaboratively provide health promotion practices to maternal / child health clients
3. Provide effective communication when caring for diverse maternal / child health clients
4. Provide nursing care based on sound clinical decision making for the maternal / child health client

**June 8, 2010 – June 8, 2012**

- 100% (68 students) successfully completed the course [65 A's, 1 B, and 2 P's = passing (pass/fail is an option in some courses)]
- Aggregate course completion rates for 2010 and 2011 indicate a 98.0% success rate



**Attendance**

Minutes Attended	Minutes Absent	Percent Absent	# of times taught (# of Students)
365060	25088440	2.3%	2 (68)

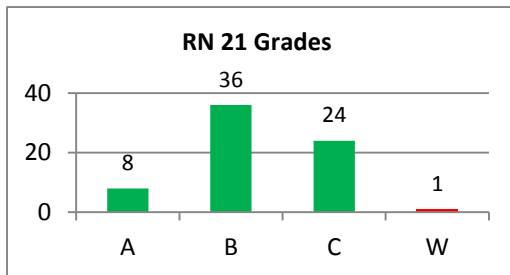
**RN 21: Beginning Medical-Surgical Nursing Theory**

**Course Learning Outcomes:**

1. Apply the nursing process and demonstrate safe and effect nursing care for maternal / child health clients at an advanced beginner level
2. Collaborate with the multidisciplinary team to deliver safe and competent care as well as collaboratively provide health promotion practices to maternal / child health clients
3. Provide effective communication when caring for diverse maternal / child health clients
4. Provide nursing care based on sound clinical decision making for the maternal / child health client

**June 8, 2010 – June 8, 2012**

- 98.6% (68 out of 69 students) successfully completed the course (8 A's, 36 B's, and 24 C's)
- 1.4% (1 out of 69 students) did not successfully complete the course (1 withdraw)
- Aggregate course completion rates for 2010 and 2011 indicate a 98.5% success rate



**Attendance**

Minutes Attended	Minutes Absent	Percent Absent	# of times taught (# of Students)
240475	9560	3.8%	2 (69)



**San Joaquin Valley College**  
**PROGRAM REVIEW REPORT**  
 To be completed at each Program Review

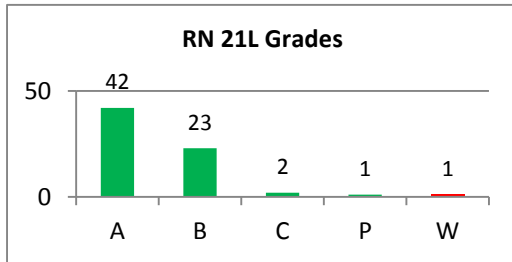
**RN 21L: Beginning Medical-Surgical Nursing Clinical**

**Course Learning Outcomes:**

1. Apply the nursing process and demonstrate safe and effect nursing care for maternal / child health clients at an advanced beginner level
2. Collaborate with the multidisciplinary team to deliver safe and competent care as well as collaboratively provide health promotion practices to maternal / child health clients
3. Provide effective communication when caring for diverse maternal / child health clients  
 Provide nursing care based on sound clinical decision making for the maternal / child health client

**June 8, 2010 – June 8, 2012**

- 98.6% (68 out of 69 students) successfully completed the course [42 A's, 23 B's, 2 C's, and 1 P = passing (pass/fail is an option in some courses)]
- 1.4% (1 out of 69 students) did not successfully complete the course (1 withdraw)
- Aggregate course completion rates for 2010 and 2011 indicate a 98.5% success rate for student achievement of CLOs in this course



**Attendance**

Minutes Attended	Minutes Absent	Percent Absent	# of times taught (# of Students)
721673	29707	4.0%	2 (69)

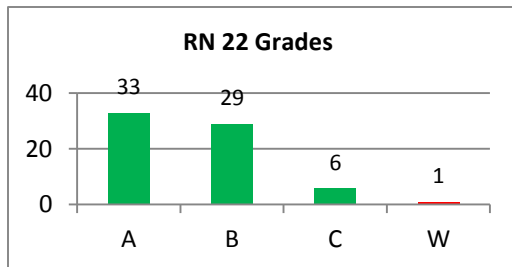
**RN 22: Nursing Seminar 2: Pharmacology**

**Course Learning Outcomes:**

1. Discuss basic mechanisms of action of pharmacological agents
2. Describe physiological, developmental, psychological, socio-cultural and spiritual responses of clients to pharmacological agents
3. Analyze the therapeutic, adverse, dependency liabilities and mutagenic potential of agents in different drug classes
4. Discuss clinical indications for and precautions in the use of pharmacotherapeutic agents in the treatment of illness and maintenance of health
5. Establish a knowledge base in regard to medication therapy  
 Educate clients about medication

**June 8, 2010 – June 8, 2012**

- 98.6% (68 out of 69 students) successfully completed the course (33 A's, 29 B's, and 6 C's)
- 1.4% (1 out of 69 students) did not successfully complete the course (1 withdraw)
- Aggregate course completion rates for 2010 and 2011 indicate a 98.5% success rate



**Attendance**

Minutes Attended	Minutes Absent	Percent Absent	# of times taught (# of Students)
116467	6653	5.4%	2 (69)



**San Joaquin Valley College**  
**PROGRAM REVIEW REPORT**  
 To be completed at each Program Review

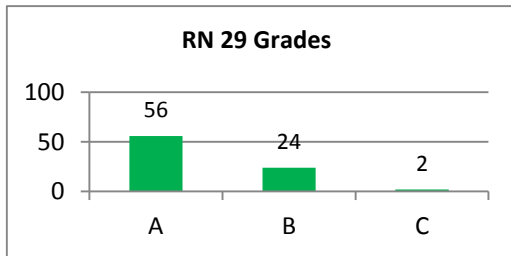
**RN 29: Role Transition: Bridge**

**Course Learning Outcomes:**

1. Discuss basic mechanisms of action of pharmacological agents
2. Describe physiological, developmental, psychological, socio-cultural and spiritual responses of clients to pharmacological agents
3. Analyze the therapeutic, adverse, dependency liabilities and mutagenic potential of agents in different drug classes
4. Discuss clinical indications for and precautions in the use of pharmacotherapeutic agents in the treatment of illness and maintenance of health
5. Establish a knowledge base in regard to medication therapy
6. Educate clients about medication

**June 8, 2010 – June 8, 2012**

- 100% (82 students) successfully completed the course (56 A's, 24 B's, and 2 C's)
- Aggregate course completion rates for 2010 and 2011 indicate a 100% success rate



**Attendance**

Minutes Attended	Minutes Absent	Percent Absent	# of times taught (# of Students)
413295	5205	1.2%	2 (82)

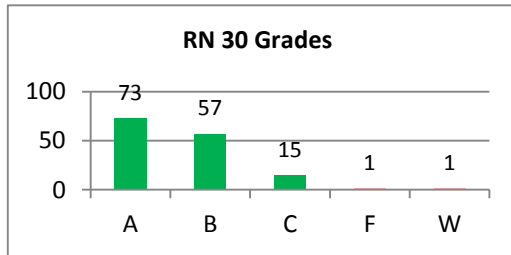
**RN 30: Gerontology-Community Health Nursing Theory**

**Course Learning Outcomes:**

1. Define the role of the nurse in a variety of community settings
2. Discuss the role of the nurse in the care of the geriatric client

**June 8, 2010 – June 8, 2012**

- 98.6% (145 out of 147 students) successfully completed the course (73 A's, 57 B's, and 15 C's)
- 1.4% (2 out of 147 students) did not successfully complete the course (1 F and 1 withdraw)
- Aggregate course completion rates for 2010 and 2011 indicate a 99.5% success rate for student achievement of CLOs in this course



**Attendance**

Minutes Attended	Minutes Absent	Percent Absent	# of times taught (# of Students)
125205	6375	4.8%	4 (147)



**San Joaquin Valley College**  
**PROGRAM REVIEW REPORT**  
 To be completed at each Program Review

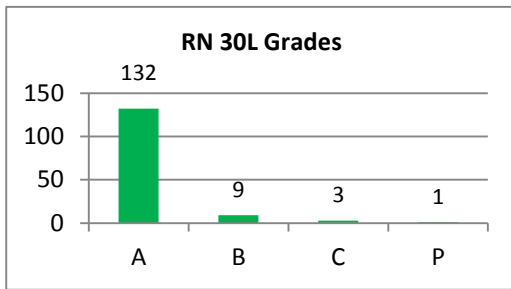
**RN 30L: Gerontology-Community Health Nursing Clinical**

**Course Learning Outcomes:**

1. Apply the nursing process and demonstrate safe and effect nursing care for community health and geriatric clients at a competent level
2. Collaborate with the multi disciplinary team to deliver safe and competent care as well as collaboratively provide health promotion practices to community health and geriatric clients
3. Provide effective communication when caring for diverse community health and geriatric clients
4. Provide nursing care based on sound clinical decision making for the community health and geriatric client

**June 8, 2010 – June 8, 2012**

- 100% (145 students) successfully completed the course [132 A's, 9 B's, 3 C's, and 1 P = passing (pass/fail is an option in some courses)]
- Aggregate course completion rates for 2010 and 2011 indicate a 100% success rate



**Attendance**

Minutes Attended	Minutes Absent	Percent Absent	# of times taught (# of Students)
445080	720	0.2%	4 (145)

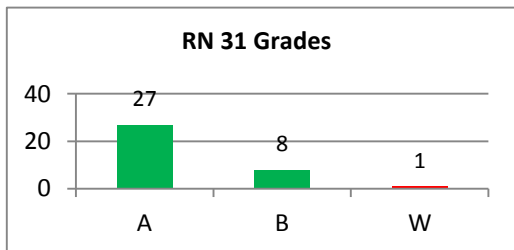
**RN 31: Intermediate Medical-Surgical Nursing Theory**

**Course Learning Outcomes:**

1. Utilize the nursing process to provide care to the adult patient with commonly occurring acute health problems and health care needs
2. Describe safe nursing practice in caring for adult patients with selected acute health problems
3. Discuss the effect of age, culture, and/or religious beliefs on the nursing care of medical-surgical patients
4. Explain the etiology, clinical manifestations, diagnostic findings, and treatment of various acute disease processes

**June 8, 2010 – June 8, 2012**

- 97.2% (35 out of 36 students) successfully completed the course (27 A's and 8 B's)
- 2.8% (1 out of 36 students) did not successfully complete the course (1 withdraw)
- Aggregate course completion rates for 2010 and 2011 indicate a 98.0% success rate



**Attendance**

Minutes Attended	Minutes Absent	Percent Absent	# of times taught (# of Students)
115650	8310	6.7%	1 (36)



**San Joaquin Valley College**  
**PROGRAM REVIEW REPORT**  
 To be completed at each Program Review

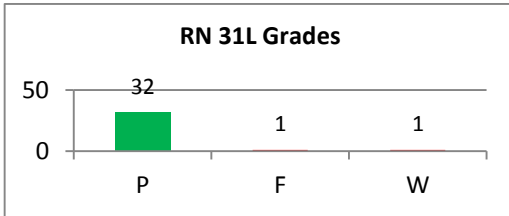
**RN 31L: Intermediate Medical-Surgical Nursing Clinical**

**Course Learning Outcomes:**

1. Apply the nursing process and demonstrate safe and effect nursing care at a competent level
2. Collaborate with the multidisciplinary team to deliver safe and competent care
3. Communicate effectively using written, verbal, and electronic methods
4. Provide nursing care based on sound clinical decision making

**June 8, 2010 – June 8, 2012**

- 94.1% (32 out of 34 students) successfully completed the course [32 P = passing (pass/fail is an option in some courses)]
- 5.9% (2 out of 34 students) did not successfully complete the course (1 F and 1 withdraw)
- Aggregate course completion rates for 2010 and 2011 indicate a 97.0% success rate for student achievement of CLOs in this course



**Attendance**

Minutes Attended	Minutes Absent	Percent Absent	# of times taught (# of Students)
387540	29880	7.2%	1 (34)

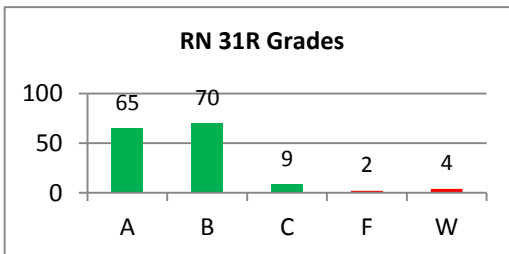
**RN 31R: Intermediate Medical-Surgical Nursing Theory**

**Course Learning Outcomes:**

1. Describe safe nursing practice in caring for adult patients with selected acute health problems
2. Discuss the effect of age, culture, and/or religious beliefs on the nursing care of medical-surgical patients
3. Explain the etiology, clinical manifestations, diagnostic findings, and treatment of various acute disease processes
4. Utilize the nursing process to provide care to the adult patient with commonly occurring acute health problems and health care need

**June 8, 2010 – June 8, 2012**

- 96.0% (144 out of 150 students) successfully completed the course (65 A's, 70 B's, and 9 C's)
- 4.0% (6 out of 150 students) did not successfully complete the course (2 F's and 4 withdraws)
- Aggregate course completion rates for 2010 and 2011 indicate a 95.0% success rate



**Attendance**

Minutes Attended	Minutes Absent	Percent Absent	# of times taught (# of Students)
224835	9065	3.9%	4 (150)



**San Joaquin Valley College**  
**PROGRAM REVIEW REPORT**  
 To be completed at each Program Review

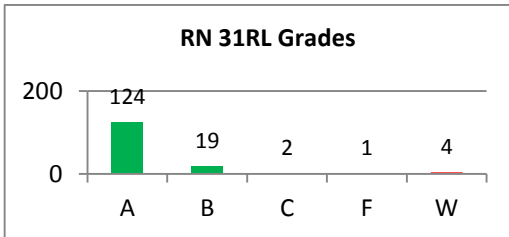
**RN 31RL: Intermediate Medical-Surgical Nursing Clinical**

**Course Learning Outcomes:**

1. Apply the nursing process and demonstrate safe and effect nursing care at a competent level
2. Collaborate with the multidisciplinary team to deliver safe and competent care
3. Communicate effectively using written, verbal, and electronic methods
4. Provide nursing care based on sound clinical decision making

**June 8, 2010 – June 8, 2012**

- 96.7% (145 out of 150 students) successfully completed the course (124 A's, 19 B's, and 2 C's)
- 3.3% (6 out of 150 students) did not successfully complete the course (1 F and 4 withdraws)
- Aggregate course completion rates for 2010 and 2011 indicate a 95.0% success rate



**Attendance**

Minutes Attended	Minutes Absent	Percent Absent	# of times taught (# of Students)
1158687	33813	2.8%	4 (150)

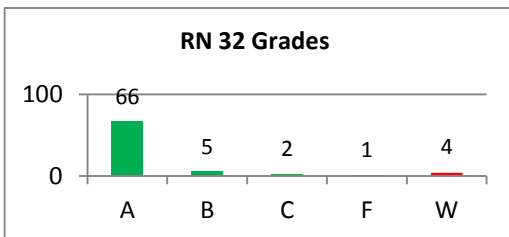
**RN 32: Nursing Seminar 3: Leadership**

**Course Learning Outcomes:**

1. Discuss the role of the nurse as it relates to the Nurse Practice Act
2. Discuss current issues in Health Care and their relationship to nursing practice
3. Describe leadership and management roles within the nursing profession

**June 8, 2010 – June 8, 2012**

- 93.6% (73 out of 78 students) successfully completed the course (66 A's, 5 B's, and 2 C's)
- 6.4% (5 out of 78 students) did not successfully complete the course (1 F and 4 withdraws)
- Aggregate course completion rates for 2010 and 2011 indicate a 95.5% success rate for student achievement of CLOs in this course



**Attendance**

Minutes Attended	Minutes Absent	Percent Absent	# of times taught (# of Students)
129090	7230	5.3%	2 (78)





**San Joaquin Valley College**  
**PROGRAM REVIEW REPORT**  
 To be completed at each Program Review

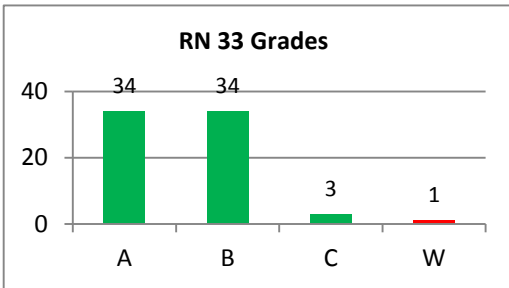
**RN 33: Pediatric Nursing Theory**

**Course Learning Outcomes:**

1. Discuss the role of the nurse as it relates to family-centered nursing care and the pediatric client
2. Identify health promotion of the child and family from birth through adolescents to include physical, cognitive, and psychosocial development
3. Identify age related differences based on theoretical concepts of developmental stages
4. Discuss nursing care of children and their families with system disorders, pediatric emergencies, developmental disorders and psychological issues of infants, children, adolescents and their familie

**June 8, 2010 – June 8, 2012**

- 98.6% (71 out of 72 students) successfully completed the course (34 A's, 34 B's, and 3 C's)
- 1.4% (1 out of 72 students) did not successfully complete the course (1 withdraw)
- Aggregate course completion rates for 2010 and 2011 indicate a 99.0% success rate for student achievement of CLOs in this course



**Attendance**

Minutes Attended	Minutes Absent	Percent Absent	# of times taught (# of Students)
102700	3500	3.3%	2 (72)

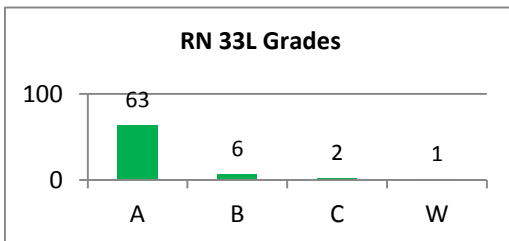
**RN 33L: Pediatric Nursing Clinical**

**Course Learning Outcomes:**

1. Apply the nursing process and demonstrate safe and effect nursing care for pediatric clients at a competent level
2. Collaborate with the multidisciplinary team to deliver safe and competent care as well as collaboratively provide health promotion practices to pediatric clients
3. Provide effective communication when caring for diverse pediatric clients
4. Provide nursing care based on sound clinical decision making for pediatric clients

**June 8, 2010 – June 8, 2012**

- 98.6% (71 out of 72 students) successfully completed the course (63 A's, 6 B's, and C's)
- 1.4% (1 out of 72 students) did not successfully complete the course (1 withdraw)
- Aggregate course completion rates for 2010 and 2011 indicate a 99.0% success rate for student achievement of CLOs in this course



**Attendance**

Minutes Attended	Minutes Absent	Percent Absent	# of times taught (# of Students)
344685	3165	0.9%	2 (72)



**San Joaquin Valley College**  
**PROGRAM REVIEW REPORT**  
 To be completed at each Program Review

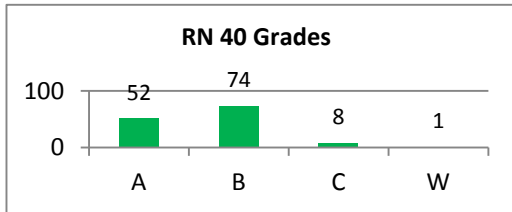
**RN 40: Mental Health Psychiatric Nursing Theory**

**Course Learning Outcomes:**

1. Describe basic mental health psychiatric concepts
2. Discuss the role of the nurse in the delivery of care to the Mental Health Psychiatric patient

**June 8, 2010 – June 8, 2012**

- 99.3% (134 out of 135 students) successfully completed the course (52 A's, 74 B's, and 8 C's)
- 0.7% (1 out of 135 students) did not successfully complete the course (1 withdraw)
- Aggregate course completion rates for 2010 and 2011 indicate a 99.0% success rate for student achievement of CLOs in this course



**Attendance**

Minutes Attended	Minutes Absent	Percent Absent	# of times taught (# of Students)
267835	17465	6.1%	4 (135)

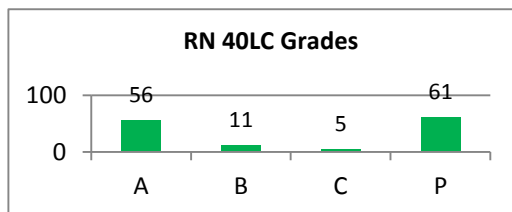
**RN 40LC: Mental Health Psychiatric Nursing Clinical**

**Course Learning Outcomes:**

1. Apply the nursing process and demonstrate safe and effect nursing care for mental health / psychiatric clients at a proficient level
2. Collaborate with the multidisciplinary team to deliver safe and competent care as well as collaboratively provide health promotion practices to mental health / psychiatric clients
3. Provide effective communication when caring for diverse mental health / psychiatric clients
4. Provide nursing care based on sound clinical decision making for mental health / psychiatric clients

**June 8, 2010 – June 8, 2012**

- 100% (133 students) successfully completed the course [56 A's, 11 B's, 5 C's, and 1 P = passing (pass/fail is an option in some courses)]
- Aggregate course completion rates for 2010 and 2011 indicate a 100% success rate for student achievement of CLOs in this course



**Attendance**

Minutes Attended	Minutes Absent	Percent Absent	# of times taught (# of Students)
543675	24405	4.3%	4 (133)



**San Joaquin Valley College**  
**PROGRAM REVIEW REPORT**  
 To be completed at each Program Review

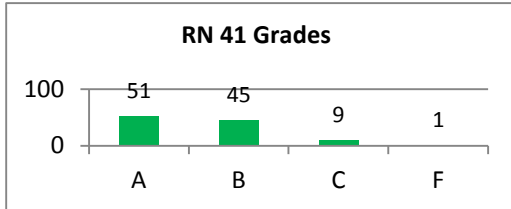
**RN 41: Advanced Medical-Surgical Nursing Theory**

**Course Learning Outcomes:**

1. Describe safe nursing practice in caring for adult patients with selected complex multi-system health problems
2. Discuss the effect of age, culture, and/or religious beliefs on the nursing care of medical-surgical patients
3. Explain the etiology, clinical manifestations, diagnostic findings, and treatment of various complex multi-system disease processes
4. Utilize the nursing process to provide care to the adult patient with commonly occurring complex multi-system health problems and health care needs

**June 8, 2010 – June 8, 2012**

- 99.1% (105 out of 106 students) successfully completed the course (51 A's, 45 B's, and 9 C's)
- 0.9% (1 out of 106 students) did not successfully complete the course (1 F)
- Aggregate course completion rates for 2010 and 2011 indicate a 99.0% success rate for student achievement of CLOs in this course



**Attendance**

Minutes Attended	Minutes Absent	Percent Absent	# of times taught (# of Students)
242541	15759	6.1%	3 (106)

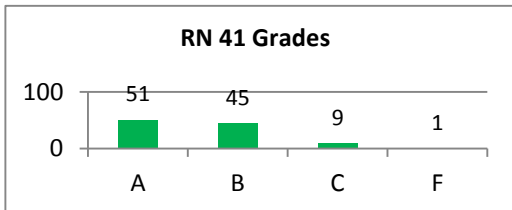
**RN 41LC: Advanced Medical-Surgical Nursing Theory**

**Course Learning Outcomes:**

5. Describe safe nursing practice in caring for adult patients with selected complex multi-system health problems
6. Discuss the effect of age, culture, and/or religious beliefs on the nursing care of medical-surgical patients
7. Explain the etiology, clinical manifestations, diagnostic findings, and treatment of various complex multi-system disease processes
8. Utilize the nursing process to provide care to the adult patient with commonly occurring complex multi-system health problems and health care needs

**June 8, 2010 – June 8, 2012**

- 99.1% (105 out of 106 students) successfully completed the course (51 A's, 45 B's, and 9 C's)
- 0.9% (1 out of 106 students) did not successfully complete the course (1 F)
- Aggregate course completion rates for 2010 and 2011 indicate a 100% success rate for student achievement of CLOs in this course



**Attendance**

Minutes Attended	Minutes Absent	Percent Absent	# of times taught (# of Students)
242541	15759	6.1%	3 (106)



**San Joaquin Valley College**  
**PROGRAM REVIEW REPORT**  
 To be completed at each Program Review

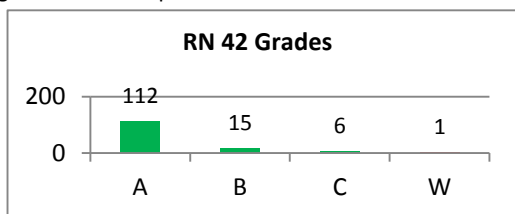
**RN 42: Nursing Seminar 4: Leadership**

**Course Learning Outcomes:**

1. Discuss current issues in health care and their relationship to nursing practice
2. Discuss nursing roles and management strategies to prepare for a successful professional nursing practice career
3. Complete a personalized NCLEX exam preparation plan

**June 8, 2010 – June 8, 2012**

- 99.3% (133 out of 134 students) successfully completed the course (112 A's, 15 B's, and 6 C's)
- 0.7% (1 out of 134 students) did not successfully complete the course (1 withdraw)
- Aggregate course completion rates for 2010 and 2011 indicate a 99.0% success rate for student achievement of CLOs in this course



**Attendance**

Minutes Attended	Minutes Absent	Percent Absent	# of times taught (# of Students)
225935	9175	3.9%	4 (134)

**7. Course Student Learning Outcome (CLO) Analysis and Summary**

Assess the success of student learning in individual courses within the program. Summary includes analysis and findings which may include the identification of areas of excellence, areas to monitor, remediate, enhance or improve within the program and/or assessment process.

**Assessment of Student Learning Outcomes**

With the identification of SLOs for programs and courses, faculty aligns them to current assessment tools such as, tests, exams, skill offs and evaluations. Grades on assessments, course grades and course completion are used as the evidence for SLO achievement.

**Course Learning Outcomes (CLO) Achievement Data (refer to pages 9-18)**

Course completion rates indicate an overall cumulative CLO assessment success rate of 97.5% (students who started between June 8, 2010 and June 8, 2012) – 176 students were still attending class during this time and are not calculated into the final achievement data listed below:

- Out of 2,351 students 2,293 successfully met the target of 85% (97.5%)
  - 1183 students received an “A” grade
  - 636 students received a “B” grade
  - 138 students received a “C” grade
  - 336 students received a “P” (passing) grade in pass/fail courses
- Out of 2,351 students 56 students did not achieve mastery (2.5%)
  - 6 students received a “D” grade
  - 15 students received an “F” grade
  - 36 students were withdraws
  - 1 student was an incomplete

**Quantity of CLO Data Collected Electronically**

In addition to the current means by which SLO achievement is identified for analysis and improvement, there has been a concentrated effort to provide a uniform platform from which relevant data can be gathered through the College's Learning Management System (LMS) in order to extract SLO achievement data. To accomplish this goal, faculty and content experts took the lead identifying assessment tools and mapping the assessment tools to SLOs in which the tool were assessing. Through the mapping process faculty and content experts ensured proper alignment of assessment tools that would enable the collection of relevant evidence necessary to make meaningful decisions to improve student learning. This initiative includes the creation and implementation of common mastery assessments by December 2012.

(See Action items #1 and #5)



*San Joaquin Valley College*  
**PROGRAM REVIEW REPORT**  
 To be completed at each Program Review

**8. Improvement Plan**

*Actions to be taken to improve the program or assessment process based on analysis of results. Action items can be in a variety of areas, including pedagogy, curriculum, student support, or faculty support.*

	Description	Completion Date	Owner(s)	Resources	Strategic Planning Objective
Action Item 1	Improve rubrics and processes to collect ILO, PLO, and CLO data ensuring registered nursing students are achieving at the 85% targeted success rate	October 2013	Sherri Abbott	RN Faculty Todd Gervais Sue DeLong	Achieve Student Learning Outcomes
Action Item 2	Collaboratively develop common clinical evaluation sheets identifying specific outcomes (ILOs, PLOs, and CLOs) to determine mastery	September 2012	Sherri Abbott	RN Faculty Todd Gervais Sue DeLong	Achieve Student Learning Outcomes
Action Item 3	Complete Course Improvement Proposal to incorporate an ATI grade component weighted at 10%	July 2012	Kathryn DeFede	Todd Gervais Sue DeLong	Achieve Student Learning Outcomes
Action Item 4	Monitor the utilization of Professional Development points to determine if it is being utilized consistently and is accurately reflecting student performance	Curriculum Conference Summer 2013	RN Faculty	Program Director	Achieve Student Learning Outcomes
Action Item 5	Program Director to meet with Director of Assessment to complete converting paper assessments into electronic eCourse versions	December 2012	Janine Spencer	Sue DeLong	Achieve Student Learning Outcomes
Action Item 6	Program director to follow up with campus director regarding room space and availability; especially the lecture portion during skills lab. It is becoming increasingly problematic and disruptive to relocate to another classroom during assigned lecture time	July 2012	Janine Spencer	Don Wright Greg Osborn	Drive Responsive Campus and Program Development

**9. Stakeholders**

*A comprehensive list of internal and external stakeholders involved in the assessment process (may include students, faculty, staff, administrators, advising boards, employers, etc.)*

Stakeholder	Position
1. Sue DeLong	Director of Assessment, Corporate Office
2. Todd Gervais	Curriculum Technician, Corporate Office
3. Greg Osborn	Director of Curriculum, Corporate Office
4. Janine Spencer	RN Program Director, Visalia Campus
5. Kathryn DeFede	Assistant RN Program Director, Visalia Campus
6. Sherri Abbott	RN Instructor / Assessment Coordinator, Visalia Campus
7. Lindasue Garner	RN Program Administrative Assistant, Visalia Campus
8. Michelle Brasko	RN Instructor, Visalia Campus
9. Rajvir Ladhar	RN Instructor, Visalia Campus
10. Don Wright	Visalia Campus Director



*San Joaquin Valley College*  
**PROGRAM REVIEW REPORT**  
To be completed at each Program Review

11. Senior Management Review and Actions:	
	Description
Action Item 1	Report was reviewed and discussed; no further action at this time.



**San Joaquin Valley College**  
**PROGRAM REVIEW REPORT**  
 To be completed at each Program Review

**Appendix A: (TEAS Scores)**

RN Cohort 1	TEAS	RN Cohort 2	TEAS	RN Cohort 3	TEAS	RN Cohort 4	TEAS
1	55.3	1	70.0	1	62.9	1	56.7
2	71.8	2	72.4	2	67.1	2	80.6
3	57.6	3	85.9	3	81.8	3	82.0
4	60	4	81.8	4		4	74.7
5	77.6	5	65.3	5	68.8	5	65.3
6	81.8	6	73.5	6	73.5	6	62.7
7	75.3	7	81.2	7	75.3	7	63.3
8		8	77.1	8	80.0	8	59.3
9	74.7	9	79.4	9	70.0	9	65.3
10	78.8	10	67.1	10	70.0	10	70.7
11	74.1	11	75.9	11		11	76.0
12	72.4	12	80.6	12	59.4	12	52.7
13	73.5	13	84.1	13	85.9	13	76.0
14	48.8	14	72.4	14	60.0	14	67.6
15	77.1	15	80.6	15	72.4	15	44.7
16		16	72.4	16	71.2	16	49.3
17	79.4	17	74.1	17	76.5	17	29.3
18	66.5	18	80.6	18	60.0	18	77.3
19	57.6	19	72.9	19	64.7	19	61.3
20	72.9	20	74.1	20	81.2	20	65.3
21	70	21	90.6	21	89.4	21	54.7
22	60.6	22	80.0	22	81.8	22	81.2
23	75.9	23	78.2	23	72.9	23	50.7
24	52.4	24	75.3	24	70.6	24	65.3
25	64.1	25	90.6	25	67.1	25	71.3
26	61.8	26	75.3	26	68.2	26	67.3
27	70	27	64.7	27	77.1	27	65.3
28	78.2	28	80.0	28	78.8	28	42.0
29	65.9	29	80.0	29	84.1	29	74.0
30	82.9	30	60.0	30	68.8	30	86.7
31	82.4			31	66.5	31	67.3
32		Average:	75.9	32	72.9	32	65.3
33	74.1			33	71.8	33	59.3
34	77.6			34	70.0	34	60.7
				35	74.1	35	65.3
						36	41.3
Average:	70.0			Average:	72.6	Average:	63.8



*San Joaquin Valley College*  
**PROGRAM REVIEW REPORT**  
 To be completed at each Program Review

**Appendix B: (Attrition Rates)**

<b>Attrition/Retention Rates by Cohorts</b>								
LVN-RN Program						Attrition	Retention	
	Dates	Admitted	Grad	Dropped	Active	Rate	Rate	
Cohort 1	2006/2007	24	19	5	0	21%	79%	
Cohort 2	2007/2008	13	11	2	0	15%	85%	
Cohort 3	2008/2009	28	26	2	0	7%	93%	
Cohort 4	2009/2010	40	38	2	0	5%	95%	
Cohort 5	2010	29	28	1	0	3%	97%	
Cohort 6	2011	46	41	5	0	11%	89%	
Cohort 7	2012	37	TBD	1	36	3%		
RN Program						Attrition	Retention	
	Dates	Admitted	Grad	Dropped	Active	Rate	Rate	
Cohort 1	2009/2011	42	34	8	0	19%	81%	
Cohort 2	2010/2012	40	30	8	2	20%	75%	
Cohort 3	2011/2012	40	TBD	6	34	15%		
Cohort 4	2012/2013	36	TBD	0	36			
<b>Attrition/Retention Rates by Academic Year of Graduation</b>								
8/1/2007-7/31/2008							Attrition	Retention
	Start Date	Grad Date	Admitted	Grad	Dropped	Active	Rate	Rate
LVN-RN C1	11/7/2006	10/13/2007	24	19	5	0	21%	79%
8/1/2008-7/31/2009							Attrition	Retention
	Start Date	Grad Date	Admitted	Grad	Dropped	Active	Rate	Rate
LVN-RN C2	9/17/2007	8/30/2008	13	11	2	0	15%	85%
LVN-RN C3	7/29/2008	7/12/2009	28	26	2	0	7%	93%
Totals			41	37	4	0	10%	90%
8/1/2009-7/31/2010							Attrition	Retention
	Start Date	Grad Date	Admitted	Grad	Dropped	Active	Rate	Rate
LVN-RN C4	4/28/2009	5/9/2010	40	38	2	0	5%	95%





**San Joaquin Valley College**  
**PROGRAM REVIEW REPORT**  
 To be completed at each Program Review

8/1/2010-7/31/2011							Attrition	Retention
	Start Date	Grad Date	Admitted	Grad	Dropped	Active	Rate	Rate
LVN-RN C5	2/4/2010	12/17/2010	29	28	1	0	3%	97%
RN Cohort 1	7/14/2009	3/13/2011	42	34	8	0	19%	81%
Totals			71	62	9	0	13%	87%
8/1/2011-7/31/2012							Attrition	Retention
	Start Date	Grad Date	Admitted	Grad	Dropped	Active	Rate	Rate
LVN-RN C6	2/3/2011	12/23/2011	46	41	5	0	11%	89%
RN Cohort 2	5/18/2010	1/12/2012	40	30	8	2	20%	75%
Totals			86	71	13	2	15%	83%
8/1/2012-7/31/2013							Attrition	Retention
	Start Date	Grad Date	Admitted	Grad	Dropped	Active	Rate	Rate
LVN-RN C7	1/5/2012	11/9/2012	37	TBD	1	36	3%	
RN Cohort 3	4/5/2011	11/8/2012	40	TBD	6	34	15%	
Totals			77	0	7	70	9%	

Attrition Rates by Cohorts						
LVN-RN Program						
	Dates	Admitted	Grad	Dropped	Active	Rate
Cohort 1	2006/2007	24	19	5	0	21%
Cohort 2	2007/2008	13	11	2	0	15%
Cohort 3	2008/2009	28	26	2	0	7%
Cohort 4	2009/2010	40	38	2	0	5%
Cohort 5	2010	29	28	1	0	3%
Cohort 6	2011	46	41	5	0	11%
Cohort 7	2012	37	TBD	1	36	3%
RN Program						
	Dates	Admitted	Grad	Dropped	Active	Rate
Cohort 1	2009/2011	42	34	8	0	19%
Cohort 2	2010/2012	40	30	8	2	20%
Cohort 3	2011/2012	40	TBD	6	34	15%
Cohort 4	2012/2013	36	TBD	0	36	



**San Joaquin Valley College**  
**PROGRAM REVIEW REPORT**  
 To be completed at each Program Review

Attrition Rates by Academic Year based on admit date						
8/1/2006-7/31/2007						
	Start Date	Admitted	Grad	Dropped	Active	Rate
LVN-RN C1	11/7/2006	24	19	5	0	21%
8/1/2007-7/31/2008						
	Start Date	Admitted	Grad	Dropped	Active	Rate
LVN-RN C2	9/17/2007	13	11	2	0	15%
LVN-RN C3	7/29/2008	28	26	2	0	7%
Totals		41	37	4	0	10%
8/1/2008-7/31/2009						
	Start Date	Admitted	Grad	Dropped	Active	Rate
LVN-RN C4	4/28/2009	40	38	2	0	5%
RN Cohort 1	7/14/2009	42	34	8	0	19%
Totals		82	72	10	0	12%
8/1/2009-7/31/2010						
	Start Date	Admitted	Grad	Dropped	Active	Rate
LVN-RN C5	4/13/2010	29	28	1	0	3%
RN Cohort 2	5/18/2010	40	30	8	0	20%
Totals		69	58	9	0	13%
8/1/2010-7/31/2011						
	Start Date	Admitted	Grad	Dropped	Active	Rate
LVN-RN C6	2/3/2011	46	41	5	0	11%
RN Cohort 3	4/5/2011	40	TBD	6	34	15%
Totals		86	41	11	34	13%



# San Joaquin Valley College PROGRAM REVIEW REPORT

To be completed at each Program Review

## Appendix C: (NCLEX Pass Rates)

RN Cohort 1	1st	Attempt	2nd	Attempt	3rd	4th	GPA	GPA	TEAS	ATI#1	Form B	VATI	Diagnos	Readi	complete	
1	TBD	Criminal Hold					2.57	3.16		1	33.3%					
2	Pass	5/26/2011					3.71	3.65	81.8	68	63.3%	No	53	58	2	
3	Pass	5/16/2011						3.75	71.8	60	61.3%	Yes	51	62	6	
4	Pass	5/4/2011					2.36	3.56	57.6	90	71.3%	No	57	49	7	
5	Pass	5/25/2011						3.46	75.3	NA		No	49	59	0	
6	Pass	6/8/2011					3.32	3.68	78.8	71	64.0%	No	53	54	1	
7	Pass	5/31/2011					2.86	3.38	74.1	57	60.7%	Yes	53	55	6	
8	Pass	6/1/2011						3.63	73.5	NA		Yes	59	63	3	
9	Pass	5/26/2011					2.82	3.53	77.1	60	61.3%	Yes	56	52	2	
10	Pass	6/19/2011					2.79	3.46	66.5	87	69.3%	No	57	59	3	
11	Pass	5/24/2011					3.21	3.33	57.6	73	64.7%	Yes	51	67	7	
12	Pass	4/7/2011				LVN-RN		3.80	75.9	87	69.3%	No	69	62	0	
13	Pass	5/4/2011					3.25	3.48	70.0			Yes	57	0	6	
14	Pass	5/24/2011				LVN-RN	30-unit	3.52	65.9	1	32.7%	Yes	0	54	7	
15	Pass	5/4/2011					3.11	3.73	82.9	88	70.0%	No	61	67	0	
16	Pass	5/4/2011					2.43	3.48		76	65.3%	No	0	58	0	
17	Pass	5/4/2011					2.96	3.43	77.6	90	71.3%	No	57	64	6	
18	Fail	5/17/2011				LVN-RN	3.41	3.39	55.3	NA		Yes	47	49	2	
19	Fail	6/29/2011	Fail		11/14/2011	LVN-RN	2.47	2.78		47	58.7%	Yes	0	52	4	
20	Fail	7/5/2011				LVN-RN	3.75	60.0		68	63.3%	Yes	50	0	0	
21	Fail	7/2/2011					2.79	3.23	77.6	68	63.3%	Yes	46	0	0	
22	Fail	8/23/2011					3.14	3.28	74.7	51	53.3%	Yes	48	53	0	
23	Fail	6/1/2011	Fail		9/26/2011	Fail 3/8/12	2.50	2.90	72.4	33	55.3%	Yes	37	51	3	
24	Fail	1/24/2012					2.79	3.16	48.8	23	52.7%	Yes	36	46	5	
25	Fail	6/1/2011	Pass		8/18/2011		2.71	3.31	79.4	63	62.0%	Yes	53	51	7	
26	Fail	7/23/2011	Fail		2/23/2012		2.86	3.10	72.9	60	61.3%	Yes	47	51	0	
27	Fail	5/26/2011	Pass		7/30/2011		2.50	3.06	70.0	NA		Yes	41	53	6	
28	Fail	5/6/2011	Fail		11/21/2011			3.29	60.6	NA		Yes	49	41	4	
29	Fail	6/2/2011	Pass		9/30/2011		2.89	3.06	52.4	3	42.0%	Yes	3	52	4	
30	Fail	5/4/2011	Fail		8/4/2011	LVN-RN	2.81	3.81	64.1	78	66.0%	Yes	62	57	4	
31	Fail	5/6/2011	Fail 6/22/11	Fail 8/13/11	Fail 10/7/11	Fail 12/7/12	2.36	2.99	61.8	36	56.0%	Yes	48	44	5	
32	Fail	6/6/2011	Fail		7/30/2011	Pass 9/14/11	30-unit	3.65	78.2	54	60.0%	Yes	16	57	6	
33	Fail	5/6/2011	Pass		6/29/2011		2.93	3.43	82.4	88	70.0%	No	39	0	0	
34	Fail	6/13/2011	Pass		1/12/2012		2.75	3.56	74.1	44	58.0%	No	53	48	7	
16 out of 33 tested =							48.5%									
RNs only: 14 out of 26 tested							53.85%									
								Pass	2.98	3.53						
								Fail	2.78	3.28						

RN Cohort 2	1st	Attempt	2nd	Attempt		GPA	GPA	TEAS	ATI	VATI	Comp	Diagnos	Readi	
1	Pass	3/8/2012				3.87		70.0	95%	No			68.89	
2	Fail	4/16/2012				3.33		72.4	60%	No			50.56	
3	Pass	3/15/2012				3.50		85.9	98%	No			66.11	
4	Pass	3/16/2012				3.65		81.8	94%	No			64.44	
5						3.33		65.3	43%	Yes			49.44	
6	Pass	3/5/2012				3.54		73.5	92%	No			57.78	
7	Pass	4/16/2012				3.46		81.2	68%	Yes			53.33	
8	Pass	2/20/2012				3.50		77.1	87%	No			62.22	
9	Pass	3/6/2012				3.53			87%	No			57.22	
10	Pass	2/24/2012				3.74		67.1	99%	No			58.89	
11						3.27		75.9	94%	No			61.11	
12	Pass	3/13/2012				3.27		80.6	97%	No			56.11	
13	Pass	3/12/2012				3.83		84.1	88%	No			55.00	
14						3.81			99%	No			47.78	
15	Pass	3/20/2012				3.65		80.6	93%	No			57.78	
16	Pass	2/23/2012				3.46		72.4	93%	Yes			65.56	
17	Fail	3/16/2012	Pass	5/8/2012		3.70		74.1	81%	No			48.33	
18						3.62		80.6	75%	No			51.67	
19	Pass	3/16/2012				3.51		72.9	87%	No			51.67	
20	Fail	3/13/2012				3.42		74.1	88%	No			48.89	
21	Pass	3/16/2012				3.61		90.6	91%	No			57.22	
22	Pass	3/7/2012				3.85		80.0	98%	No			66.11	
23	Pass	3/6/2012				3.96		78.2	92%	No			56.67	
24						3.70			87%	No			55.00	
25	Pass	4/9/2012				3.67		90.6	90%	No			51.67	
26	Pass	3/12/2012				3.74			68%	No			57.22	
27	Pass	3/16/2012				3.17		64.7	87%	No			48.89	
28	Pass	3/14/2012				3.36		60.0	82%	Yes			50.56	
29	Pass	3/30/2012				3.52			70%	No			55.56	
30						2.81		60.0	43%	Yes			48.33	
21 out of 30 =							70.0%							

Page 1



# San Joaquin Valley College PROGRAM REVIEW REPORT

To be completed at each Program Review

LVN-RN Cohort 1	# of attempts unknown					TEAS	HESI	NCLEX-PN
1	Pass	10/1/2007				N/A	88.4	66.1
2	Pass	5/9/2008				N/A	75.9	61.1
3	Pass	12/31/2007				N/A	85	63.9
4	Pass	12/20/2007				N/A	86.4	60.6
5	Pass	12/17/2007				N/A	94.9	56.7
6	Pass	12/17/2007				N/A	72.59	51.7
7	Fail		Pass	12/13/2008		N/A	76.64	63.3
8	Pass	12/14/2007				N/A	73.8	53.3
9	Pass	1/28/2008	REVOKED 2/14/2011 (DUI)			N/A	91.2	62.2
10	Pass	12/31/2007				N/A	95.8	65
11	Pass	1/14/2008				N/A	79	55
12	Pass	12/20/2007				N/A	79.7	60
13	Pass	3/21/2008				N/A	77.1	56.1
14	Pass	1/24/2008				N/A	90.5	66.1
15	Pass	3/17/2008				N/A	89.2	67.8
16	Pass	12/17/2007				N/A	93.4	
17	Fail		Pass	7/7/2008		N/A	89.8	56.7
18	Pass	11/30/2007				N/A	96.2	73.3
19	Pass	12/28/2007			89.47%	N/A	80.6	58.3

LVN-RN Cohort 2	1st Attempt	2nd Attempt						
1	Pass	9/22/2008						
2	Pass	9/19/2008						
3	Pass	9/18/2008						
4	Pass	9/30/2008						
5	Pass	9/16/2008						
6	Fail	10/14/2008	Pass	12/9/2008				
7	Pass	12/4/2008						
8	Pass	10/30/2008						
9	Pass	8/18/2008						
10	Pass	10/14/2008						
11	Pass	10/6/2008			90.90%			

LVN-RN Cohort 3	1st Attempt	2nd Attempt				TEAS		NCLEX-PN
1	Fail	9/11/2009	Pass	11/2/2009		45.3		
2	Pass	8/25/2009				71.8		
3	Pass	8/27/2009				74.1		
4	Pass	8/26/2009				58.2		
5	Fail	8/13/2009	Pass	10/13/2009		62.4		
6	Fail	7/29/2009	Pass	10/27/2009		67.6		58
7	Pass	8/27/2009				65.3		
8	Pass	7/29/2009				91.8		
9	Pass	8/3/2009				75.3		
10	Pass	8/10/2009				78.2		
11	Pass	7/25/2009				80		61
12	Pass	8/3/2009				71.2		
13	Pass	8/3/2009				58.2		
14	Pass	8/25/2009				75.3		
15	Pass	7/25/2009				77.6		69
16	Pass	8/7/2009				86.5		
17	Pass	8/20/2009				90		71
18	Pass	6/13/2009				73.5		
19	Pass	7/28/2009				N/A		
20	Pass	10/13/2009				72.9		60
21	Pass	7/24/2009				90		71
22	Pass	9/11/2009				67.6		
23	Pass	7/28/2009				64.7		
24	Pass	8/8/2009				N/A		
25	Pass	8/29/2009				85.3		
26	Pass	7/30/2009				75.9		72
23 out of 26 =		88.46%						



# San Joaquin Valley College PROGRAM REVIEW REPORT

To be completed at each Program Review

LVN-RN Cohort 4	1st Attempt	2nd Attempt	3rd Attempt	4th	5th	GPA	GPA	TEAS	ATI Comp	Diagnos	Readi	complett
1	Pass	2/24/2012				3.30	3.32	76.5	73.3	60	0	0
2	Pass	6/12/2010				3.69	3.36	81	70.7	63	56	5
3	Pass	7/14/2010				3.83	4.00	77.1	70.0	1	55	7
4	Pass	8/18/2010				3.88		70.6	80.0	70	63	2
5	Pass	6/9/2010				3.53	3.50	74.1	70.7	0	56	0
6	Pass	6/16/2010				3.79	3.50	78.2	81.3	64	56	3
7	Pass	11/27/2010				3.21	3.21	74	80.7	68	61	0
8	Pass	6/8/2010				3.83	3.79	84.1	79.3	63	62	7
9	Pass	6/21/2010				3.67	3.89	74.1	63.3	61	27	7
10	Pass	7/6/2010				3.47	2.39	52.9	66.0	0	54	5
11	Pass	6/22/2010				3.42	2.64		63.3	0	55	3
12	Pass	6/9/2010				2.79	2.43	65.3	68.0	54	57	7
13	Pass	6/8/2010				3.59	3.25	84.1	72.0	0	59	5
14	Pass	8/9/2010				3.19	2.86	65.9		60	41	3
15	Pass	7/1/2010				3.58	3.79	74.7	70.0	0	57	5
16	Pass	6/22/2010				3.59	3.36	79	76.0	0	58	4
17	Pass	6/19/2010				3.47	2.32		71.3	51	53	2
18	Pass	7/13/2010				3.49	3.11	72.9	79.3	0	53	7
19	Pass	9/9/2010				3.30	2.43		69.3	49	47	2
20	Fail	10/27/2010	Pass	3/28/2012		3.60	2.43	68.2	63.3	0	0	0
21	Fail	6/14/2010	Pass	8/4/2010		3.54	3.36	85.3	68.0	9	12	1
22	Fail	1/12/2011	Fail	9/28/2010	Fail	2.87	2.54		46.0	78	64	7
23	Fail	3/29/2011	Fail	6/17/2010	Fail	3.40	3.32	74.7	63.3	46	0	6
24	Fail	7/2/2010	Fail	10/13/2011		3.25	2.54		40.0	0	0	0
25	Fail	9/7/2010	Fail	1/18/2010	Pass	3.33			56.7	22	42	4
26	Fail	1/19/2011	Fail	6/30/2010	Fail 9/2'	3.26	3.32	69.4	50.7	0	45	2
27	Fail	4/13/2011			Fail 4/19/11	3.78	3.57	77.6	66.0	0	51	0
28	Fail	6/2/2010	Fail	9/18/2010	Fail	3.44	2.43	68.2	58.0	0	0	0
29	Fail	7/8/2010	Pass	9/18/2010	Fail - 12/20/10	3.33	2.82		62.7	77	13	6
30	Fail	1/8/2011	Fail	6/30/2011		3.20	2.64		44	0	2	
31	Fail	8/16/2010	Fail	10/6/2010	Fail	3.61	2.21		56.0	52	0	1
32	Fail	7/29/2010			2/21/2011	3.26	2.57	54.1	52.7	0	0	0
33	Fail	7/15/2010	Pass	9/21/2010		3.48	2.46		60.7	36	48	7
34	Fail	6/14/2010	Fail	7/31/2010	Fail	3.10	2.86	67.6	60.7	0	48	3
35	Fail	7/22/2010	Pass	5/4/2011		3.49	2.79	80.6	76.7	51	64	4
36	Fail	6/23/2010	Fail	10/1/2010		3.47	2.50		58.7	42	49	7
37	Fail	7/1/2010	Pass	9/16/2010		3.68	3.54	79.4	60.7	14	46	3
38	Fail	7/29/2010	Fail	11/23/2010	Pass	3.12	2.11		58.0	56	44	7
19 out of 37 =		51.35%										
						Pass	3.51	3.18				
						Fail	3.38	2.78				

LVN-RN Cohort 5	1st Attempt	2nd Attempt	3rd	4th	TEAS	GPA	GPA	ATI #1	ATI #2	Diagnos	Readi	complett	
1	Pass	1/16/2011			67.1	2.85	3.50	90%	82%	60	54	6	
2	Pass	1/15/2011			76.5	3.04	3.56	76%	93%	67	58	3	
3	Pass	5/21/2011			65.9	2.47	3.68	80%	84%	57	56	4	
4	Pass	3/8/2011			55.9	2.28	3.45	68%	86%	3	19	6	
5	Pass	2/8/2011			65.9	2.58	3.82	76%	80%	53	49	0	
6	Pass	2/12/2011			75.9	2.68	3.79	93%	95%	57	59	5	
7	Pass	2/21/2011			74.1	2.84	3.53	57%	41%	57	53	0	
8	Pass	2/4/2011			83.5	3.66	3.89	94%	94%	67	59	4	
9	Pass	2/4/2011			71.8	3.06	4.00	88%	95%	0	62	1	
10	Pass	2/5/2011			62.9	2.29	3.41	85%	82%	61	53	1	
11	Pass	1/8/2011			70.0	3.45	3.84	60%	90%	62	61	2	
12	Pass	1/15/2011			81.2	3.09	3.82	94%	90%	59	0	4	
13	Pass	1/15/2011			62.9	2.97	3.31	82%	76%	56	52	0	
14	Pass	5/4/2011				3.13	4.00	80%	abs	51	51	4	
15	Pass	1/7/2011				71.2	30-UNIT	3.63		0	0	2	
16	Pass	2/1/2011				71.2	2.81	3.91	94%	95%	66	0	2
17	Pass	1/24/2011				74.1	2.63	3.58	90%	84%	56	43	3
18	Fail	2/16/2011	Fail	5/25/2011	Fail 10/6	59.4	2.38	3.47	41%	47%	48	43	6
19	Fail	2/1/2011	Pass	4/15/2011		73.5	2.93	3.55	73%	76%	58	43	6
20	Fail	2/7/2011	Pass	10/27/2011		50.6	2.29	3.29	47%	51%	52	27	7
21	Fail	1/15/2011					2.91	3.47	80%	80%	49	47	6
22	Fail	3/17/2011				70.6	3.03	3.63	63%	78%	48	51	0
23	Fail	2/22/2011				75.9	3.06	2.74	8%	19%	0	0	0
24	Fail	7/19/2011	Fail	1/18/2012		48.8	3.13	3.53	17%	28%			
25	Fail	5/6/2011				80.0	2.12	3.21	90%	85%	59	0	0
26	Fail	5/3/2011	Fail	8/22/2011	Fail 3/22/12	45.3	2.31	3.32	51%	57%	41	47	6
27	Fail	3/1/2011	Fail	4/28/2011	Fail 9/7	50.0	2.83	3.74	51%	25%	57	42	6
28	Fail	3/15/2011	Fail	9/8/2011		57.1	2.41	3.32	41%	12%	30	29	5
17 out of 28 =		60.71%											
	Admit						2.86	3.69					
	Pass	40.39	5.44	45.83	Pass		2.67	3.39					
	Fail	23.4			Fail								



# San Joaquin Valley College

## PROGRAM REVIEW REPORT

To be completed at each Program Review

147	LVN-RN Cohort 6	1st Attempt	2nd Attempt	3rd	4th	TEAS	GPA	GPA	ATI #1	VATI	Diagnos	Residi
148	1					67.6	2.50	3.20	19%			47.22
149	2	Pass	2/22/2012			61.8	2.80	3.82	95%	No		58.89
150	3					65.9	2.94	3.47	57%			55.56
151	4					60.6	2.32	3.37	29%			49.44
152	5	Pass	4/30/2012			72.4	3.54	4.00	81%	Yes		63.33
153	6	Pass	4/5/2012			60.0	3.12	3.36	63%			53.33
154	7					73.5	2.25	4.00	73%			63.33
155	8					64.7	2.74	3.73	45%			65.56
156	9	Pass	4/9/2012			66.8	2.42	3.53	82%	No		52.78
157	10					43.5	2.74	3.50	73%			58.89
158	11							3.29	27%			50.00
159	12	Pass	3/27/2012			80.6	3.09	3.78	79%	Yes		66.67
160	13					64.1	2.41	3.83	84%			55.56
161	14	Pass	3/23/2012					3.34	84%	No		55.56
162	15	Pass	4/5/2012			65.3	2.64	3.39	65%			65.56
163	16	Pass	3/12/2012			71.2	2.39	3.70	70%	Yes		57.78
164	17					63.5	2.33	3.33	19%			51.11
165	18					46.5		2.38	19%			44.44
166	19					51.8	2.36	3.00	9%			44.44
167	20					68.8	2.86	3.87	54%			49.44
168	21	Pass	4/19/2012			50.6	2.45	3.75	48%			59.44
169	22					65.9	2.87	3.73	45%			51.11
170	23					68.2	3.08	3.77	79%			52.22
171	24					75.3	2.36	3.83	43%			56.11
172	25	Pass	5/8/2012			72.4	2.71	3.50	45%			56.67
173	26	Fail	3/6/2012			62.4	2.33	3.88	77%			56.67
174	27							3.23	40%			48.33
175	28	Pass	2/21/2012			74.7	3.29	3.93	90%	No		67.22
176	29					65.3	2.67	2.78	1%			38.33
177	30					60.0	2.12	3.38	25%			46.67
178	31					78.2	2.78	3.82	65%			60.00
179	32					76.5	2.56	3.62	77%			57.22
180	33					68.8		3.37	48%			55.00
181	34	Pass	4/5/2012			65.9	2.77	3.55	89%	No		53.89
182	35	Pass	3/28/2012			54.7	2.21	3.06	86%			55.00
183	36					63.5	2.19	3.70	54%			58.33
184	36	Pass	3/28/2012			82.3		3.58	73%	Yes		56.67
185	36					56.5	2.69	3.53	19%			52.22
186	38	Pass	3/6/2012			72.9	3.00	3.74	95%	No		58.33
187	39	Pass	4/13/2012			70.6	2.30	3.35	73%	Yes		82.78
188	41					68.2	2.26	3.64	77%			56.11
189	16 out of 41 =		39.0%									
190												
191			2011-2012									
192				79.17%								
193	Passers:											
194	Cohorts 4 & 5 = 1											
195	Cohort 2 = 21											
196	Cohort 6 = 16											
197												
198	Fails:											
199	Old = 6											
200	Cohort 2 = 3											
201	Cohort 6 = 1											